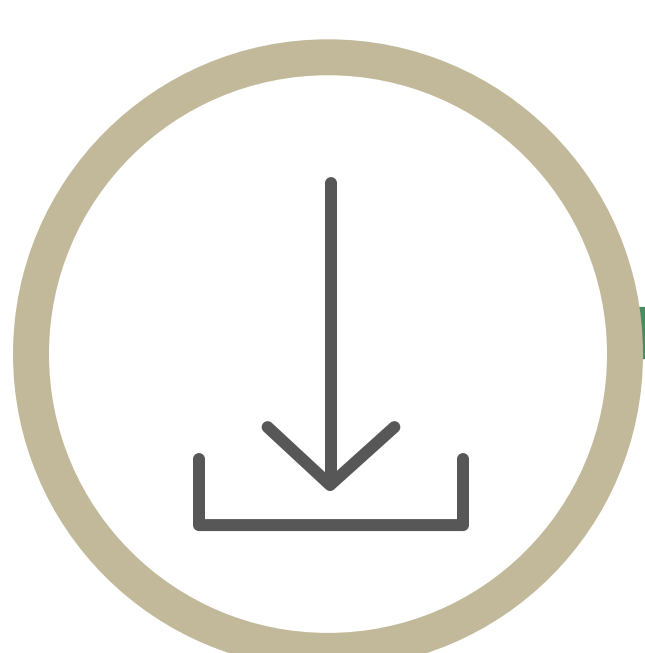


Get started!

With our new online banking and mobile app



Existing online banking/mobile app Users

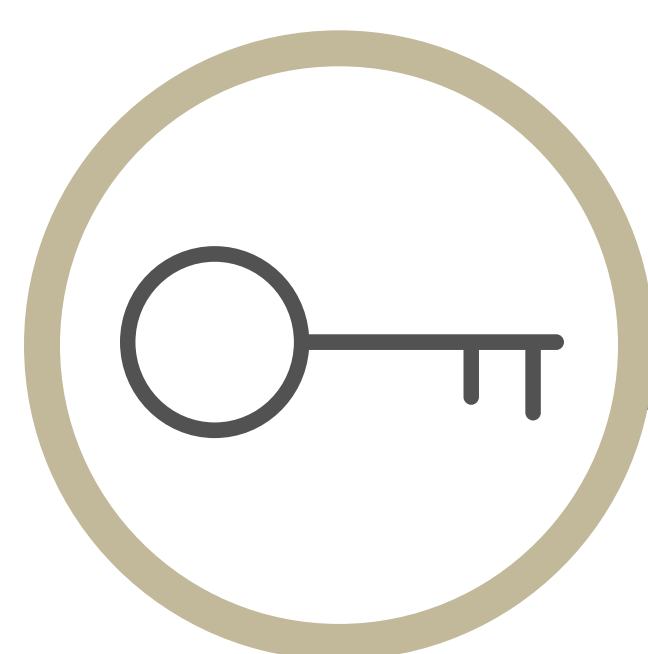


Download and open the app or go to mhcu.org

Log in with your current username & password



Terms & conditions
Read them, then click Accept



New Username/Password

After entering your authentication code, select a Username and create a Password



Authentication code

Select a phone number or email to receive your code and choose text message, email, or voice message

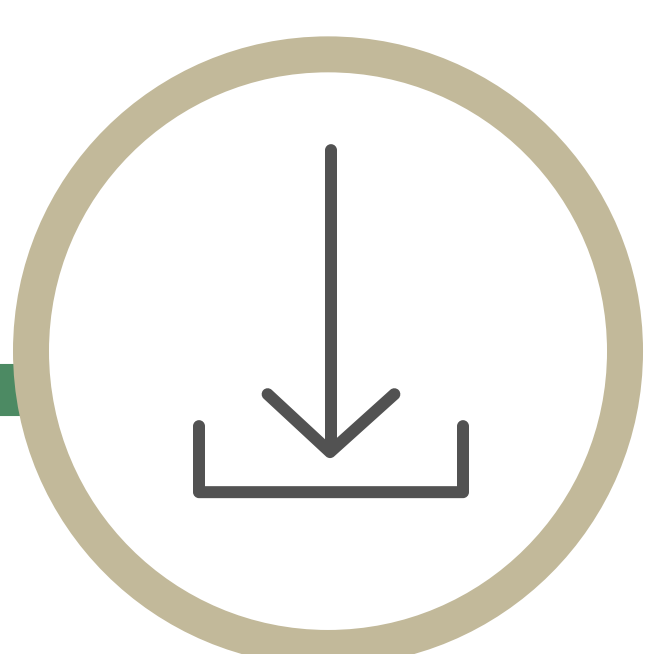


Verification questions

Last four of SSN, birth date (no punctuation), Member Number & ZIP code



Terms & conditions
Read them, then click Accept

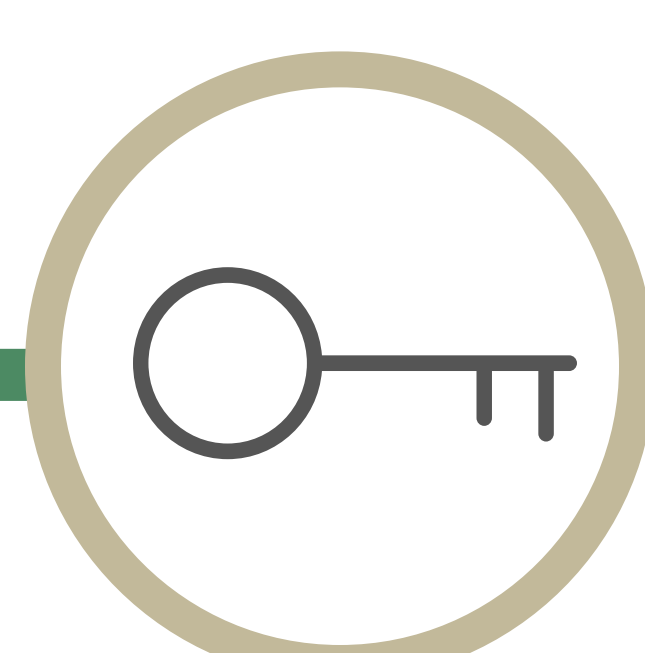


Download and open the app or go to mhcu.org
Select "New User? Register Here"

First-time online banking/mobile app Users



Verification questions
Last four of SSN, birth date (no punctuation), Member Number & ZIP code



Username and Contact Info
Enter a Username, your email, phone number, and how you want to be contacted and then create a password



Log In
Once you're brought back to the main screen, log in

+ What if...




My account is locked



- + You can unlock yourself by resetting your password
- + Click "Forgot Username and Password" on the main screen
- + Answer verification questions
- + Enter authentication code
- + Create new password and log in



My Username is not recognized



- + If you haven't logged into online banking for two years you are considered a "New User"
- + Click "New User? Register Here" on the main screen and follow the instructions

More questions?

Contact eServices

eservices@mhcu.org

(859) 259-3466

